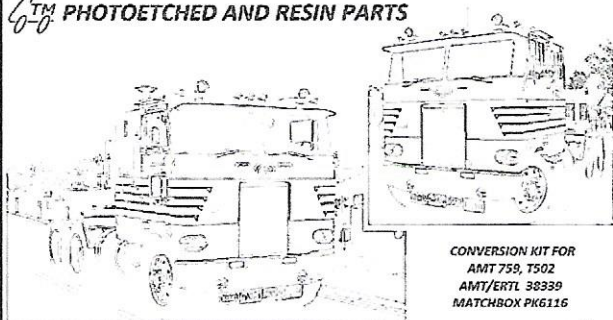




CTM 030 PETERBILT 352

CONVERSION KIT FOR AMT 759, T 509, AMT/ERTL 38339, MATCHBOX PK 6116

CTM PHOTOETCHED AND RESIN PARTS



CONVERSION KIT FOR
AMT 759, T502
AMT/ERTL 38339
MATCHBOX PK6116

CTM 030 PETERBILT 352

1/25



- DETACH WITH KNIFE



- BEND



- REPLACE



- OPTIONAL



- NUMBER OF WORKING STEPS



- MAKE A HOLE



- GRIND

This set is not a children's toy and was designed for professional modellers only who already have some skills in working with photoetched parts. Special tools for bending of photoetched parts is recommended when working with this set. Non using this tool during bending may cause destruction of the part. Careful bending of the most of the parts could be also done using a metal ruler, a sharp knife and a tweezer on a hard surface. Pay attention, be careful and keep your safety and health in mind during work!

For gluing and filling a cyanoacrylate glue and a glue removing liquid is recommended. When (or even before) working with each part inspection of the real part on the vehicle or a picture of the real thing is recommended and helpful.

Modification of plastic parts may be required for proper use of some of the photoetched parts

CTM 24148 Peterbilt 352, '75 Hayes Clipper 100

- 1/ Mudflaps
- 2/ Mudflap mount
- 3,4/ Fuel tank step mount (Peterbilt 352)
- 5/ Lower step (Peterbilt 352)
- 6/ Upper step (Peterbilt 352)
- 7/ AC mesh
- 8/ Exhaust heatshield distance stripes
- 9/ Step under the cab
- 10/ Step
- 11/ Battery box step mount

- 12/ Radiator cap
- 13/ Fuel tank straps (Peterbilt 352, Hayes Clipper 100)
- 14/ Filter mounting straps
- 15/ Logo pad
- 16/ Wipers
- 17/ Wiper arms

CTM 24147 Peterbilt 359,352 and Hayes exterior

- 1/ Chassis catwalks
- 2/ Rear lamp mount
- 3/ Rear (clear) light
- 4/ Catwalk mount
- 5/ Grab handles
- 6/ Light frame
- 7/ Rear (red) lights
- 8/ Rear lights back part
- 9/ Rear light component
- 10/ Fuel tank data plates

- 11/ Fuel tank straps (Peterbilt 359)
- 12/ Grille mount (Peterbilt 352, Hayes Clipper)

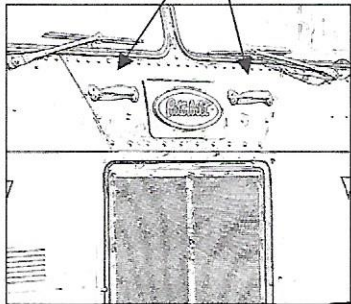
CTM 24149 Peterbilt 352

- 1/ Radiator mesh
- 2/ Upper radiator frame
- 3/ Slats
- 4/ Grille
- 5/ Grille frame
- 6/ Logo pad

CTM 24147

5/ Grab handles

R **2x**




CTM 24148

8/ Exhaust heatshield distance stripes

R **4x**

**Only for use with CTM set 24151
Exhaust parts Peterbilt 352,
'75 Hayes Clipper 100**



16/ Wipers

R

17/ Wiper arms

R **2x**

12/ Radiator cap

R

15/ Logo pad

R **3x**

10/ Fuel tank data plates

R **2x**

**13/ Fuel tank straps (Peterbilt 352,
Hayes Clipper 100)**

R **4x**

9/ Step under the cab

R **2x**

CTM 24149

4/ Grille

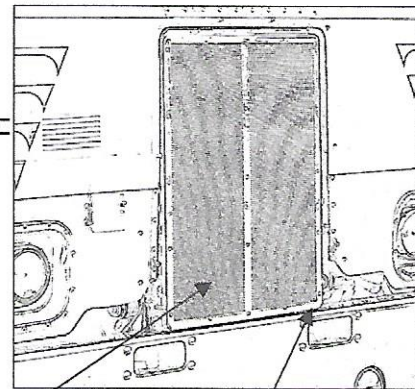
R

7/ Grille (mesh)

R

5/ Grille frame

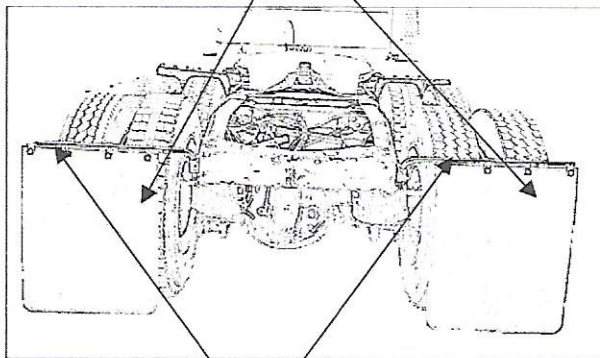
R



CTM 24148

1/ Mudflaps

R **2x**



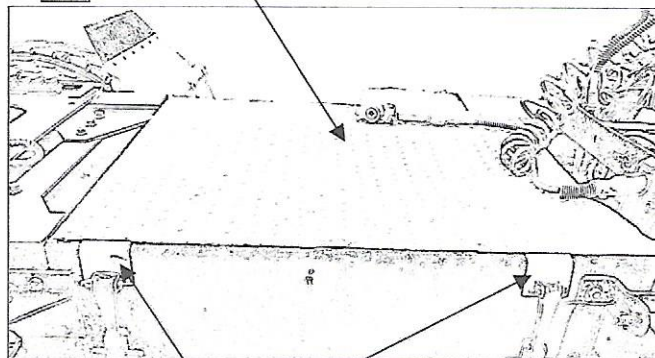
2/ Mudflap mount

R **2x**

CTM 24147

1/ Chassis catwalks

R



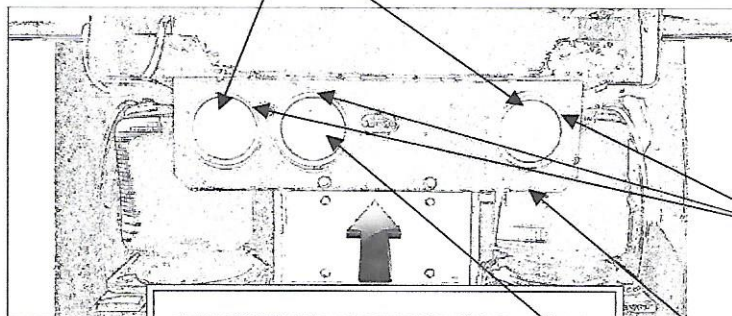
4/ Catwalk mount

R **4x**

CTM 24147

7/ Rear (red) lights

R 2x



6/ Light frame

R 3x

Tail light support rear section

2/ Rear lamp mount

R

3/ Rear (clear) light

R

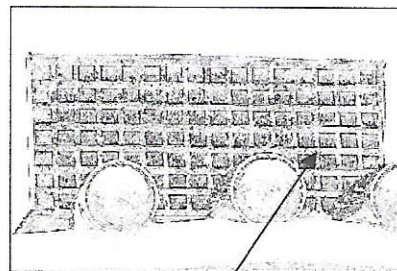
8/ Rear lights back part

R 3x

9/ Rear light component

R 3x

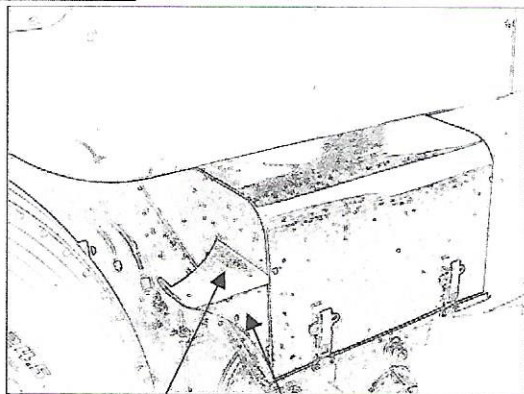
CTM 24148



7/ AC mesh

R

CTM 24148



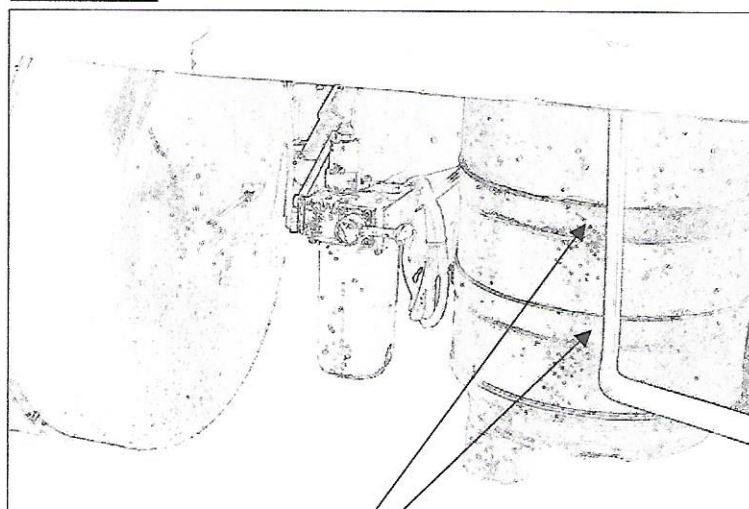
10/ Step

R

11/ Battery box step mount

R

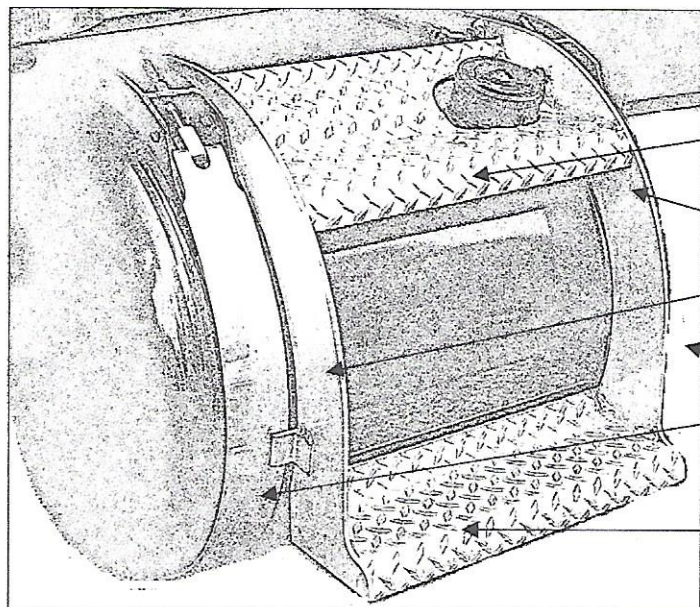
CTM 24148



14/ Filter mounting straps

R 2x

CTM 24148



6/ Upper step (Peterbilt 352)

R

3,4/ Fuel tank step mount (Peterbilt 352)

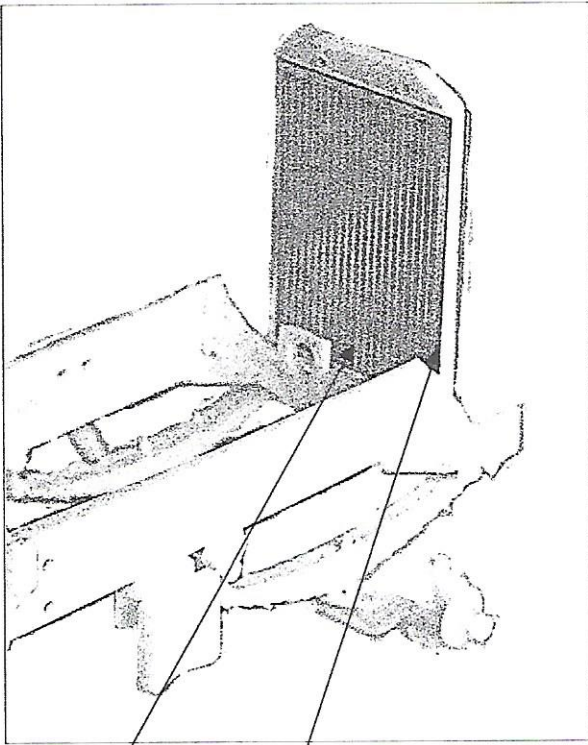
R

13/ Fuel tank straps (Peterbilt 352, Hayes Clipper 100)

R 4x

5/ Lower step (Peterbilt 352)

R

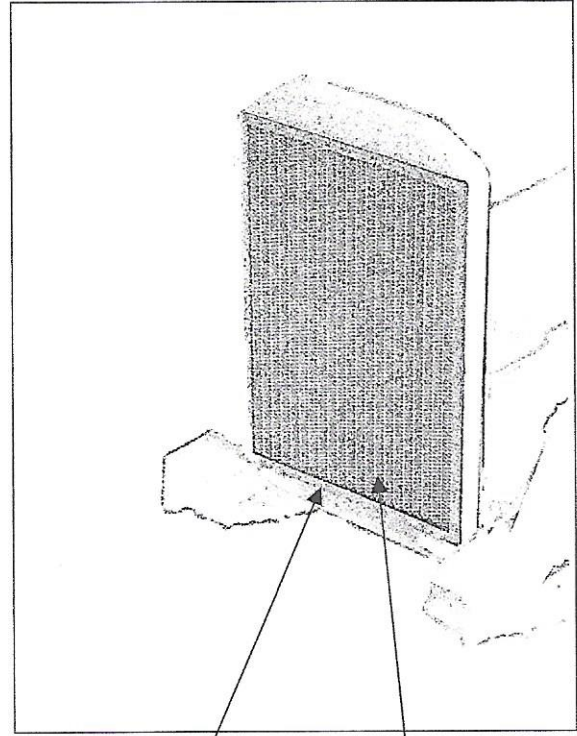


1/ Radiator mesh

R

2/ Upper radiator frame

R



2/ Upper radiator frame

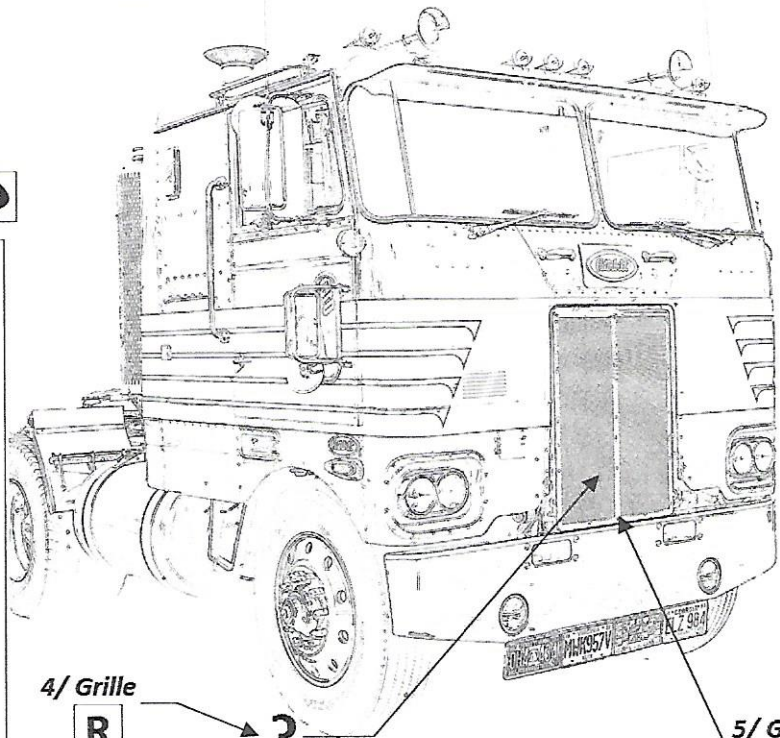
R

1/ Radiator mesh

R

3/ Slats

R



4/ Grille

R

7/ Grille (mesh)

R

5/ Grille frame

R

12/ Grille mount (Peterbilt 352, Hayes Clipper)

R



4x